

Order Form - Canada

1. **Original:** Send any good quality photograph (must, of course, be in colour for a full colour stitching). No celebrities or copyright material without written permission. Worried about damage in the mail? - why not scan your photo and send an email with an image attached (in jpeg format, minimum 150 dpi).

2. **Colours:** Choose your colour shade. Charts (all printed in black & white) are for a stitching in full colour or in up to 16 shades of the chosen colour.

Full Colour **Black & White** (greys)
Warm Sepia (browns) **Cool Sepia** (beige browns)

3. **Background:** Do you wish to change the background in the photo?
 The background can be removed (so fabric shows) or it can be replaced with solid colour (all stitched). Indicate your choice at right.

Leave background as is
Remove
Replace with solid colour

4. **Material:** Circle what materials you plan to use. **Fabric Count:** 14 16 18 22 25 28 30 _____
 Fabric count can be decided later, but please indicate number of strands (2 recommended so blends can be used). **Number of Floss Strands:** 1 2 3

5. **Prices:** **Subject to change without notice.** Plus taxes based on where you live (where we ship your chart):
AB, BC, PE, MB, NT, NU, QC, SK, YK add 5 % GST ON, NB, NL add 13 % HST NS add 15 % HST




PRICE TABLE in Canadian Dollars <i>plus GST/HST-see rates above</i>	1 or 2 Pets or Animals	3 or 4 Pets or Animals	House Vehicle, or Toy	1 or 2 People	3 or 4 People 5+ on request	"Watching Over You" Theme
Sepia or Black & White with or without background	\$52.00 <i>plus tax</i>	\$52.00 <i>plus tax</i>	\$52.00 <i>plus tax</i>	\$52.00 <i>plus tax</i>	\$52.00 <i>plus tax</i>	\$82.00 <i>plus tax</i>
Full Colour Background out or solid	\$82.00 <i>plus tax</i>	\$95.00 <i>plus tax</i>	\$105.00 <i>plus tax</i>	\$110.00 <i>plus tax</i>	\$130.00 <i>plus tax</i>	\$150.00 <i>plus tax</i>
To include background (applies to Full Colour only)	Add from \$10.00 to \$20.00 to above prices (depending on quantity and complexity of background colours)					not applicable

Your Name: _____
 Address: _____

 Postal Code: _____
 Phone: (____) _____ - _____
 e-mail: _____

TOTAL ENCLOSED \$ _____

Pay By: Cheque Money Order

   Email me an invoice

Cardholder Name: _____
 Number: _____
 Expiry Date: ____ / ____
 Signature: _____

MAIL TO:



**The
Stitching
Studio**

P.O. Box 1601, Gibsons, BC V0N 1V0
 Toll Free 1-888-336-4411 charts@stitchingstudio.com

Thanks for your order !
 Your Photo will be returned
 With your chart and instructions

You do not need to fill out this page for us to complete your chart.

Our artist will crop the image and select the best size and shape to suit your original.

But, if you wish to give us more specific instructions, add details below (and on separate page if needed)

- 6. **Cropping:** Indicate what portion of the photo you want (describe in words, by sketch or with a paper cut-out). Describe below if you need more space.

- 7. **Shape:** Choose the shape of the finished work.

Rectangle Square Oval Circle

- 8. **Size:** Specify the size of your chart, measured in **stitches** (not inches). Aim for at least 40 stitches across a face. To increase detail, don't be afraid to go larger if you are prepared to put in the effort. A single face, for example, is good at 120 by 150 stitches, even better at 150 by 200.

Number of Stitches*

*Your chart proportions may be changed slightly to suit your work

- 9. **Colour Correction:** The colours in **all** images will be corrected for the closest match to the colours on the original sent. If you want the colours **changed**, describe below and/or send additional photos (noted on back "for colours only").

Change colours as described below

Change colours to match photo(s) sent

- 10. **Image Editing:** Do you wish to change the original image by moving, combining or rearranging portions? Tell us what you want to stitch. Where not too extensive, most image editing will be done at **no extra charge**. (If in doubt, send or email your photo(s) for a quotation).

Describe below and/or sketch how you want your finished work to look. Some possibilities include:

- Re-touch & remove defects
- Add fade-out at edges
- Brighten a faded image
- Correct proportion / perspective
- Move objects in one photo
- Combine from 2 or 3 photos
- Re-create small cut off portion
- Delete unwanted items (not feasible if large area of subject is hidden)

"Watching Over You" theme (part of the image in 1 thread 1/2 stitches) Describe below and see Price Table

Check here if you want to give our artist freedom to edit as he thinks best.

- 11. **Symbol Size:** The standard grid for printing charts is about 11 squares per inch. Printing with a larger grid will make the symbols larger and easier to see but will increase the number of pages needed to print the chart.

Check here for larger chart on more pages

Descriptions, Instructions and Comments
